

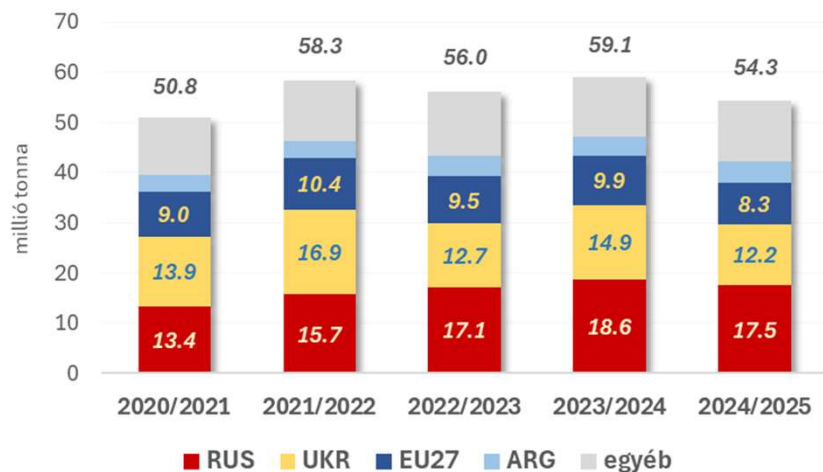


Napraforgópiaci kitekintés 2025

Potori Norbert

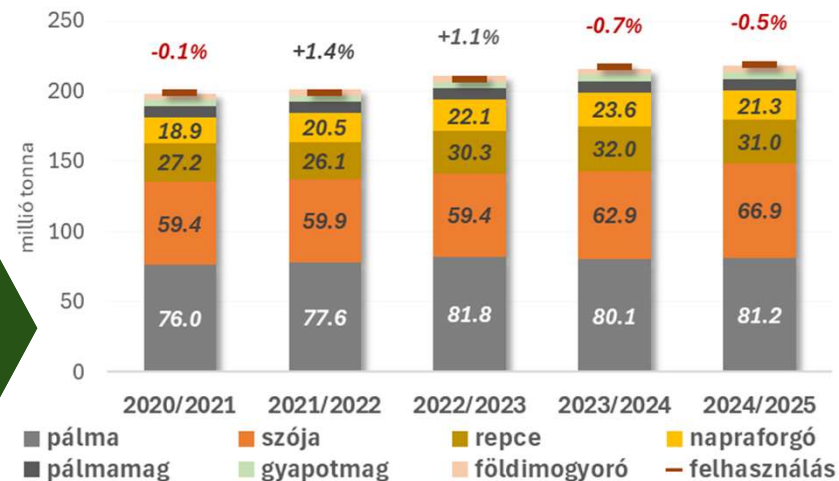
Budapest, 2025. március 4.

Napraforgómag globális termelése

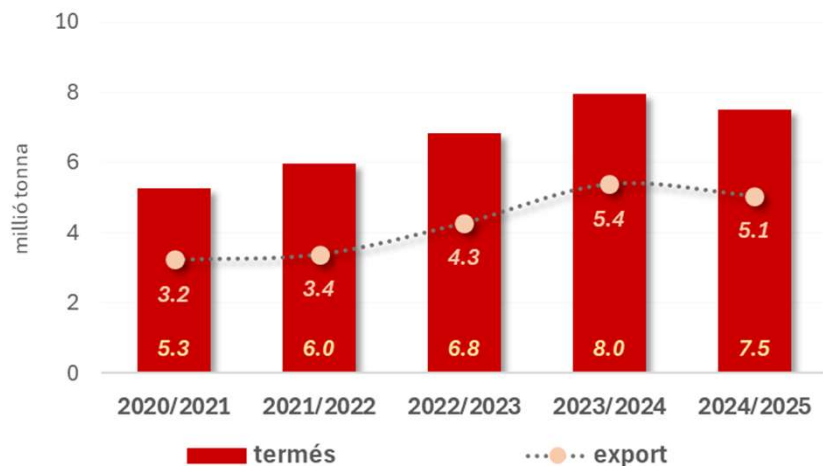


- CHN: EU vám
- INA: B40 ↔ B50
- MYS: B20 ↔ B30
- PHL: B2 ↔ B4
- BRA: B14 ↔ B15
- etc.

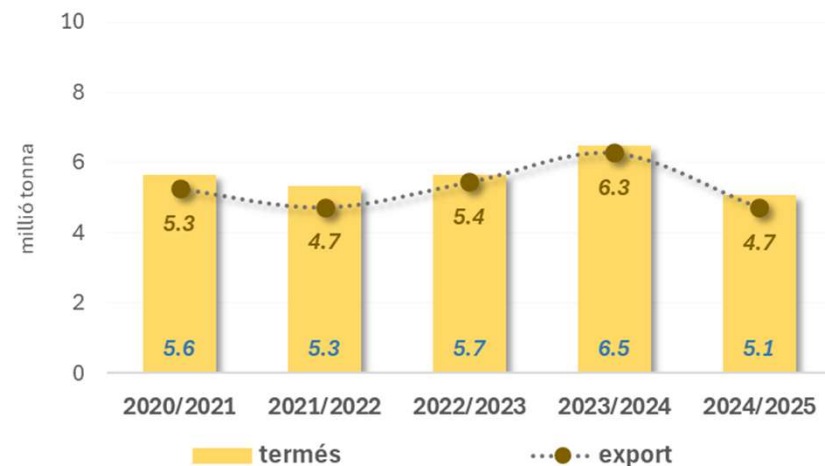
Főbb növényolajok globális termelése



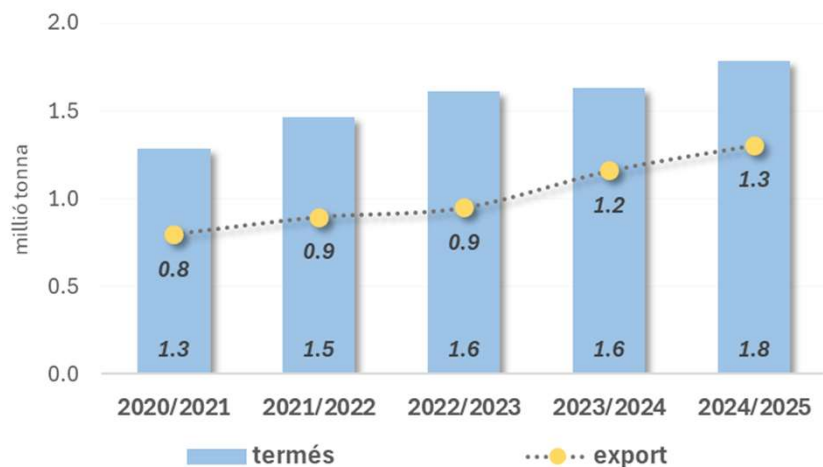
RUS napraforgóolaj-termelés és -export



UKR napraforgóolaj-termelés és -export

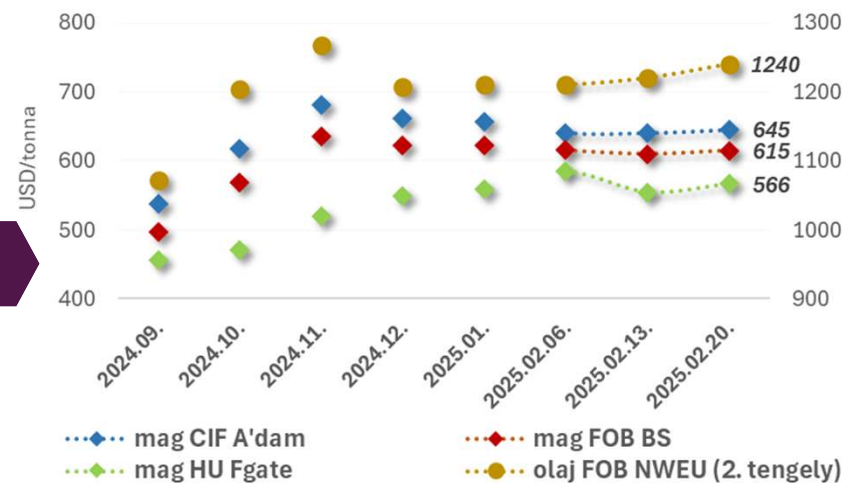


ARG napraforgóolaj-termelés és -export

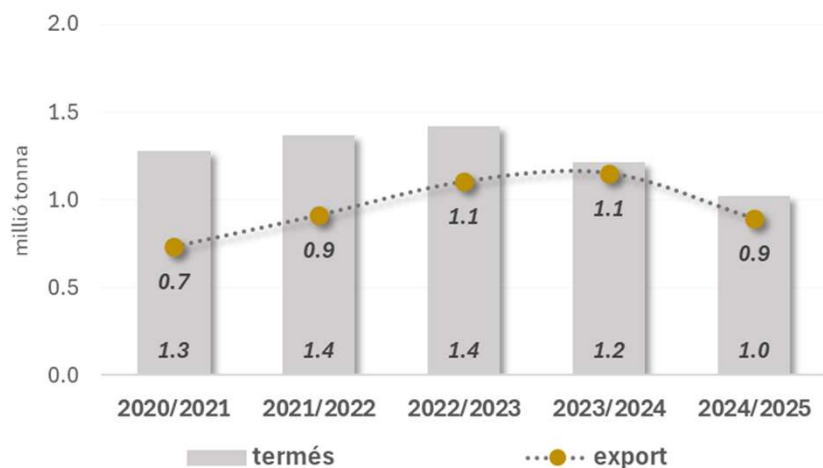


• HU mag: +22%
• NW olaj: +13%

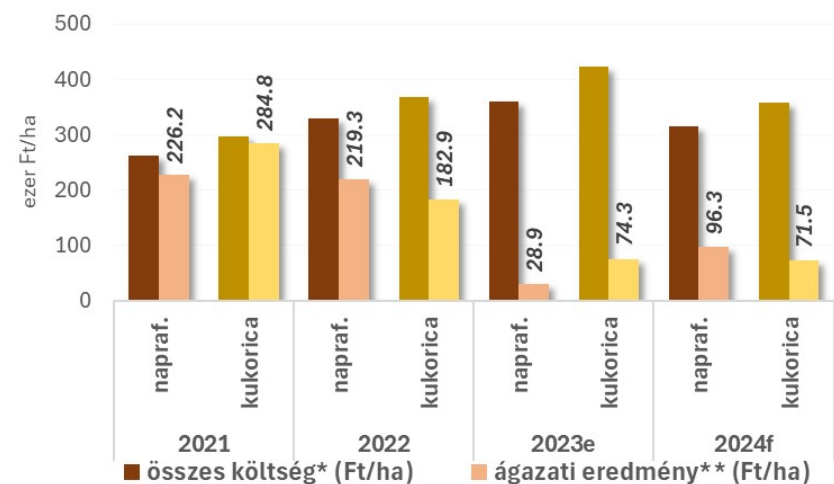
Napraforgómag és -olaj nemzetközi és hazai árai



SR+MD+TR napraforgóolaj-termelés és -export

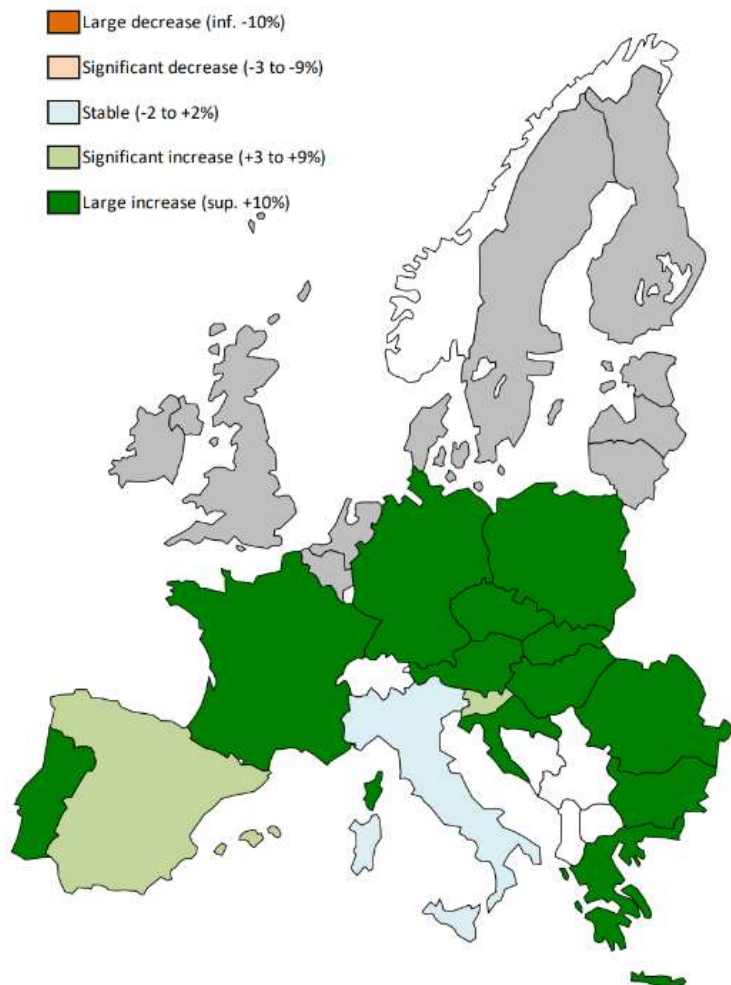


HU napraforgó és kukorica jövedelmezősége

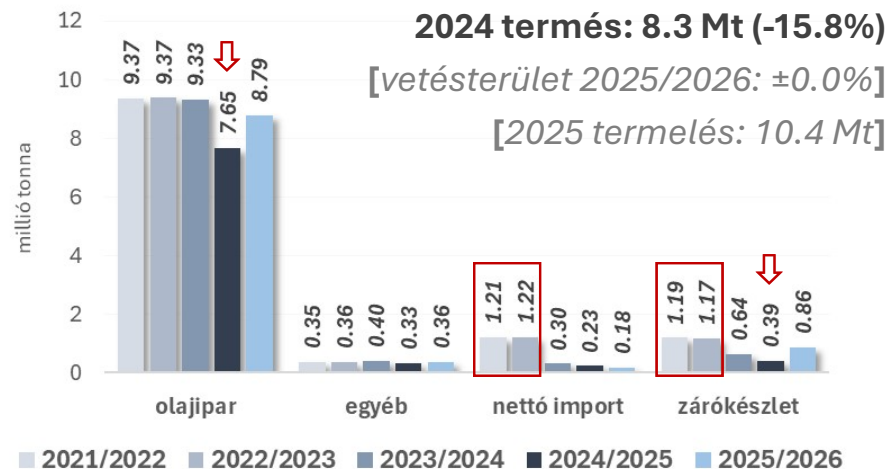


* Földbérleti díjak nélkül ** közvetlen támogatások nélkül

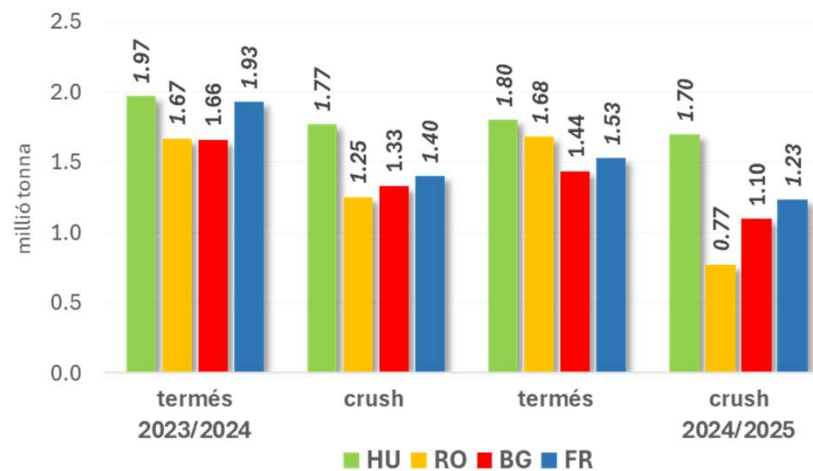
EU27 napraforgómag-termelésének várt változása 2025 vs 2024



EU27 napraforgómag-mérleg



Napraforgómag termelése és feldolgozása



EU27 napraforgómag, -olaj és -daraimport

W1-34 EU27 napraforgómag-import				
Origin	MY 2024/25		MY 2023/24	
	tonnes	share	tonnes	share
Moldova	254 863	60.7%	265 343	53.8%
Serbia	45 957	11.0%	4 305	0.9%
Ukraine	45 107	10.7%	151 929	30.8%
China	32 332	7.7%	29 105	5.9%
Türkiye	27 510	6.6%	21 825	4.4%

W1-36 EU27 napraforgómag-import				
Origin	MY 2023/24		MY 2022/23	
	tonnes	share	tonnes	share
Moldova	249 419	54.5%	152 330	8.0%
Ukraine	136 181	29.8%	1 646 960	86.9%
China	27 438	6.0%	24 851	1.3%
Türkiye	20 710	4.5%	23 258	1.2%
United States of America	7 260	1.6%	8 815	0.5%

W1-34 EU27 napraforgóolaj-import				
Origin	MY 2024/25		MY 2023/24	
	tonnes	share	tonnes	share
Ukraine	1 288 886	94.3%	1 585 990	92.9%
Serbia	43 463	3.2%	61 020	3.6%
Bosnia and Herzegovina	9 045	0.7%	11 717	0.7%

W1-36 EU27 napraforgóolaj-import				
Origin	MY 2023/24		MY 2022/23	
	tonnes	share	tonnes	share
Ukraine	1 507 506	92.7%	1 120 125	89.8%
Serbia	60 790	3.7%	50 027	4.0%
Moldova	28 392	1.7%	40 529	3.2%

W1-34 EU27 napraforgódara-import				
Origin	MY 2024/25		MY 2023/24	
	tonnes	share	tonnes	share
Ukraine	1 029 806	66.4%	717 775	37.1%
Argentina	397 687	25.6%	437 479	22.6%
Serbia	43 635	2.8%	43 418	2.2%
Kazakhstan	42 611	2.7%	54 245	2.8%
Bosnia and Herzegovina	16 266	1.0%	16 915	0.9%

W1-36 EU27 napraforgódara-import				
Origin	MY 2023/24		MY 2022/23	
	tonnes	share	tonnes	share
Ukraine	722 002	38.3%	841 042	47.2%
Russia	455 166	24.2%	383 211	21.5%
Argentina	433 518	23.0%	364 704	20.5%
Moldova	129 939	6.9%	84 434	4.7%
Kazakhstan	54 114	2.9%	28 332	1.6%

HU napraforgómag-export



HU napraforgóolaj-export \approx 4-5 havi UKR import

HU napraforgódara-export \approx 5-6 havi UKR import

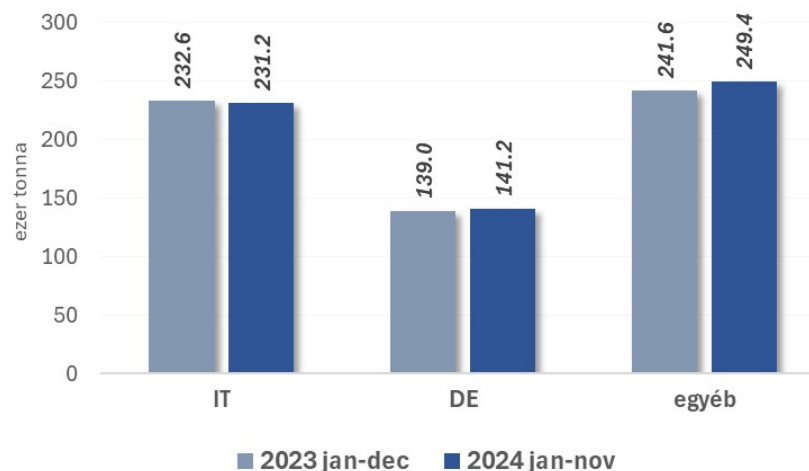
HU napraforgóolaj-export



2023 jan-dec: 613.1 et

2024 jan-nov: 621.8 et

HU napraforgódara-export



Rapeseed (XRK25) O:524.75 H:525.50 L:518.00 C:519.50 ^-7.75 (-1.47%) 05:44 CT DELAYED

Actions

Symbol... Daily 4-Month Indicators Compare f(x) 1x1

Templates



Soybean Oil (ZLK25) O:43.76 H:44.20 L:42.94 C:43.42 ^-0.07 (-0.16%) 05:51 CT DELAYED

Actions

Symbol... Daily 4-Month Indicators Compare f(x) 1x1

Templates





**Köszönöm a
figyelmet!**